

RESOLUTION



RE929S Interlogix® Simon® Compatible LTE Communicator

LTE Communicator is an LTE cellular device that provides interactive services and home automation to the Simon panel.


Features

- Connects Simon panels to the LTE cellular network
- Provides interactive services without panel replacement
- 5 year warranty

Installation

1. Set up an account with your interactive services provider.
2. Install the communicator into the Simon panel using the steps below:

- Disarm and then power down the Simon panel.
- Plug the communicator into the back of the Simon panel.
- Place the antenna into the slot at the top of the Simon panel.
- Power up the Simon panel.
- Installation is complete.



Operation

Events are reported both the monitoring receiver and the interactive server. All events use **Contact ID** reporting codes.

Events reported by default

- Alarm
- Alarm Cancel
- Opening
- Closing
- System Low Battery
- System Low Battery Restoral
- AC Power Fail
- AC Power Restoral

Interactive control and viewing of the system can be done through the interactive services platform.

Verify proper installation and operation using your Simon panel's installation manual.

Operation

The factory default button will reset the communicator if held for approximately 5 seconds, and will factory default the communicator if held for approximately 10 seconds.

- All LEDs will flash off once when the communicator is reset, and will flash again when it is factory defaulted.


Cellular signal bar LEDs indicate the quality of the cellular connection. A minimum of two signal bar LEDs is recommended.

Signal Bar	Cellular Signal Strength
0	<i>Bad</i> (0 to 14)
1	<i>Marginal</i> (15 to 19)
2	<i>Acceptable</i> (20 to 24)
3	<i>Good</i> (25 to 30)
4	<i>Best</i> (30+)


Cellular LED indicators

LED	Indication
Power (Green)	ON and Flashing off once every second - Powered and running
Cellular (Red)	ON - Registered with the local cellular network
CS (Red)	ON - Connected to central station
Platform (Yellow)	ON - Connected to interactive server

Cellular LED Indicators



Signal Bar LEDs



Factory Default Switch

Troubleshooting


Cellular communication problems can be solved in many ways:

- Make sure antennas are securely snapped into the circuit board
- Reposition the unit (move or rotate)
- Move the unit higher in the building
- Move the unit away from metal objects (appliances, ducts)
- Move the unit closer to a window
- Move to one of the below higher performance antenna options

Antenna Options

Internal antenna - RE038

- Good Performance
- Compact solution



Wall drop antenna - RE036-0 (1-foot cable) and RE036 (10-foot cable)

- Better performance
- Antenna can be hidden in the wall
- In this configuration, move the internal antenna to **Antenna 2** port and connect the wall drop antenna to the **Antenna 1** port, as shown below.



Specifications

Physical	
Dimensions	4.1 x 1.9 x 0.8 inches
Weight	1.1 ounces
Current Draw	200mA (Nominal)
Environmental	
Operating Temperature	32°F to 120°F
Maximum Humidity	85% non-condensing relative humidity
Panel Compatibility	
Interlogix	Simon XT (firmware version 1.3 or later), Simon XTi, Simon XTi 5
Certification	
RE929S	FCC, IC, Verizon

Specifications subject to change without notice

WARRANTY

Resolution Products, Inc. will replace non-portable products that are defective in their first five (5) years and portable products that are defective in their first two (2) years.

FCC NOTICE

This device complies with Part 15 of the FCC rules. Operation is subject to the following two conditions:

- (1) This device may not cause harmful interference.
- (2) This device must accept any interference that may be received, including interference that may cause undesired operation.

Changes or modifications not expressly approved by the Resolution Products, Inc. could void the user's authority to operate this equipment.

TRADEMARKS

"Interlogix" and "Simon" are a trademarks owned by United Technologies Electronic Controls, Inc.

Resolution Products, Inc. products will function with United Technologies Electronics Controls, Inc. systems. However, no Resolution product is produced by, endorsed by, or is officially associated with United Technologies Electronic Controls, Inc.

Resolution recommends verifying proper enrollment and operation, per control panel installation instructions, at installation.